

MyDolomites Hiking Tours 2026

PAYMENT INSTRUCTIONS

Deposit and balance payments can be done through **bank wire**, the [WISE](#) platform for international payments, or **PayPal**. Find below the instructions for the three payment options:

Bank wire

Use the data below to transfer from your bank account the due amount. Make sure that fees are not charged on the destination bank account.

Bank:	IBAN:	BIC/SWIFT:
ING Direct	ES81 1465 0100 96 1752394604	INGDESMXXX
Bank account owner:	Owner address:	Bank address in Spain:
Emanuele Pierobon	Calle de la Oca 94, 2 Izq. 28025 – Madrid (Spain)	ING DIRECT BANK Vía de Los Poblados, 1F. 28033 Madrid - SPAIN
emanuelepierobon@gmail .com	Tel. +34 691 819 633	

WISE

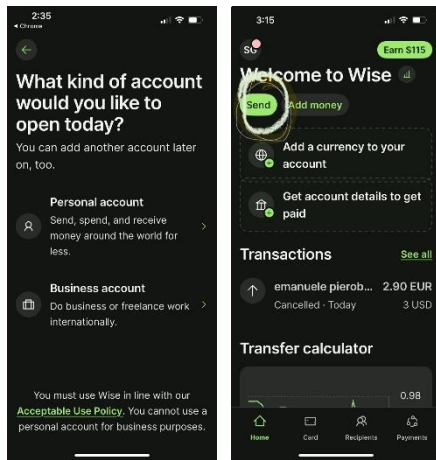
(international payments platform)

To operate with **WISE** you need to download the app at [this link](#). You need to create an account, then you can operate introducing my bank account data (see details above).

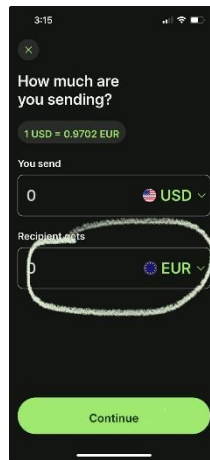
Please, make sure that I will receive the exact amount which is due in Euros. You can make a simulation [here](#) putting that amount in the “recipient gets” box and figuring out how much is charged to you, including exchange rate and fees. For payments you can choose among **wire**, **debit card** or **credit card**. Each option has different fees.

See below, step by step, how to operate the money transfer through the **WISE app**:

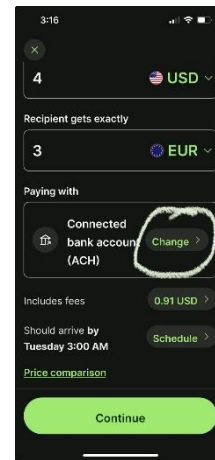
Step 1: Download and install the WISE app creating a Personal Account, then select **SEND**



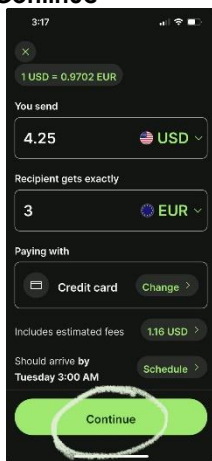
Step 2: Select the currencies and introduce the amount that is owe in the Recipient box



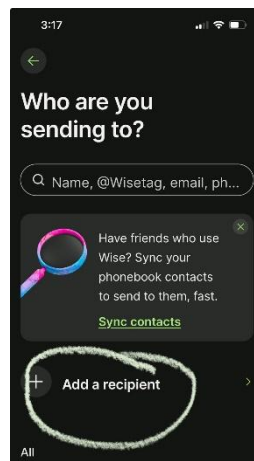
Step 3: Under "Paying with" you can select from where money are sent and see the applied fees



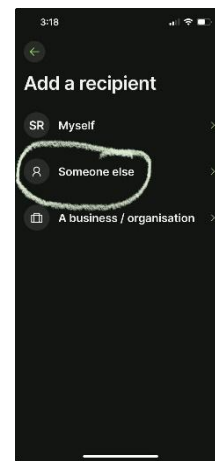
Step 4: Switch to "Credit Card" or "Debit Card" if you want to pay with it. Select **Continue**



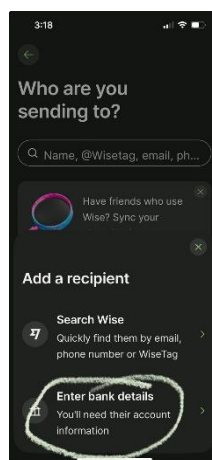
Step 5: Select "Add a recipient"



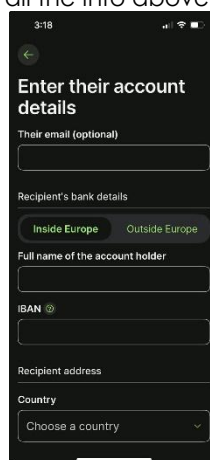
Step 6: Select "Someone else"



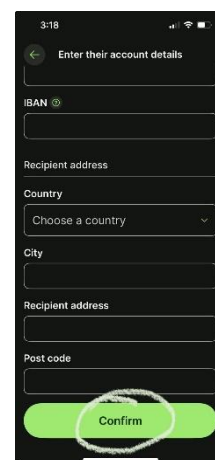
Step 7: Select "Enter Bank details"



Step 8: Enter my full name, IBAN, address and country (see all the info above)

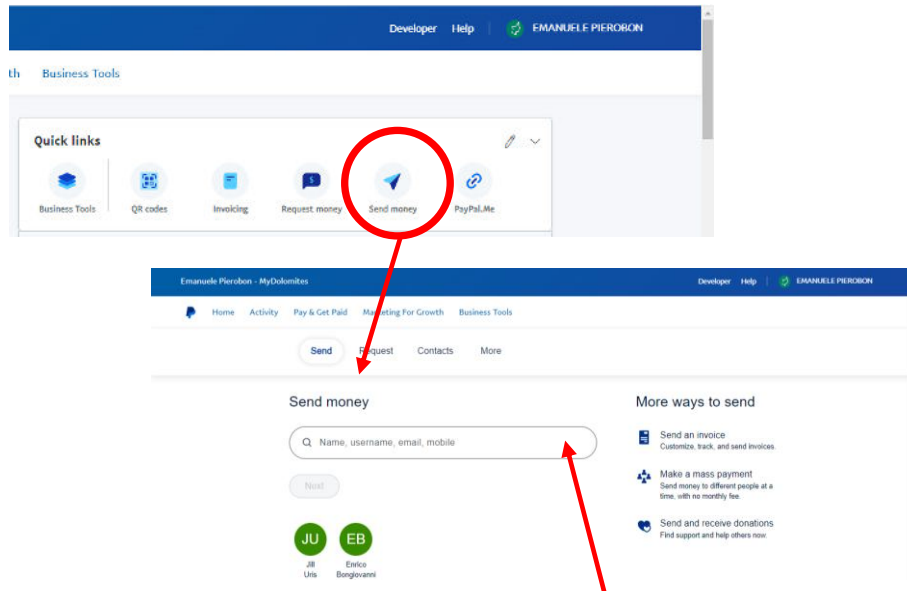


Step 9: confirm the operation



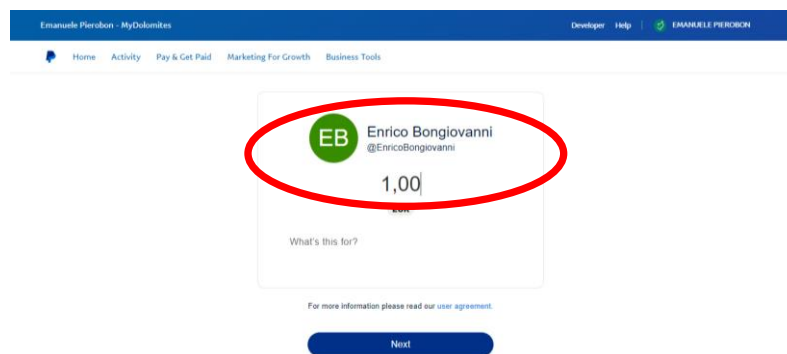
PayPal

- 1) Once you access your PayPal account from the website (not from the app), go to **Send Money**. You can select the option from the **Quick links** menu, at the top of your homepage.



- 2) In **Send Money** you have to put the **email direction** of the person you want to direct the payment. In my case, emanuelepierobon@gmail.com

Then you add the quantity you want to transfer (in the example below, 1€).





By **Emanuele "Piero" Pierobon**

www.mydolomites.org piero@mydolomites.org Tel. +34 691 819 633

Calle de la Oca 94, 2 izq. 28025 – Madrid, Spain

Travel Agency with license CICMA n. 4652